

TECHNICAL DATA



• CONCEPT :

The Toyo DPH range of submersible pumps with agitator has been specially designed to handle extra heavy and abrasive slurries.

These centrifugal pumps with closed impeller feature a unique agitator design. This agitator lifts sediments into suspension and creates a homogeneous mixture. This enables the continuous pumping of media with a high concentration of solids.

Robust construction, careful selection of materials and unique contour components, coupled with a low speed high torque motor, have produced a pump with excellent abrasion resistance capable of handling the toughest of applications. These characteristics ensure long service life and economical operation.

The impeller, the wear plates and the agitator are manufactured in cast chrome iron (24 to 28% Cr).

A strong short shaft, supported by a series of carefully selected bearings and an assembly of special lip seals (operating in an oil bath) ensure tightness in the hardest of conditions.

The DPH pumps are available, in special versions, with lip seals and mechanical seal.

Servicing and maintaining the pumps to keep them in good working order is easy. On the DPH pumps you have two wear plates, one of which is adjustable allowing simple adjustments to maintain long lasting high performance.

The rotation speed of the powerful hydraulic piston motor is adjustable. This enables the pump capacity and pressure to be adapted to site requirements.

In applications where the pump is mounted onto the arm of an excavator, it can be directly connected to the excavator's hydraulic system.

As the oil from the hydraulic power pack cools the motor it allows the DPH pump to operate partially submerged. These pumps are available in different metallurgies as well as in special versions for high depths.

• OPERATING CONDITIONS :

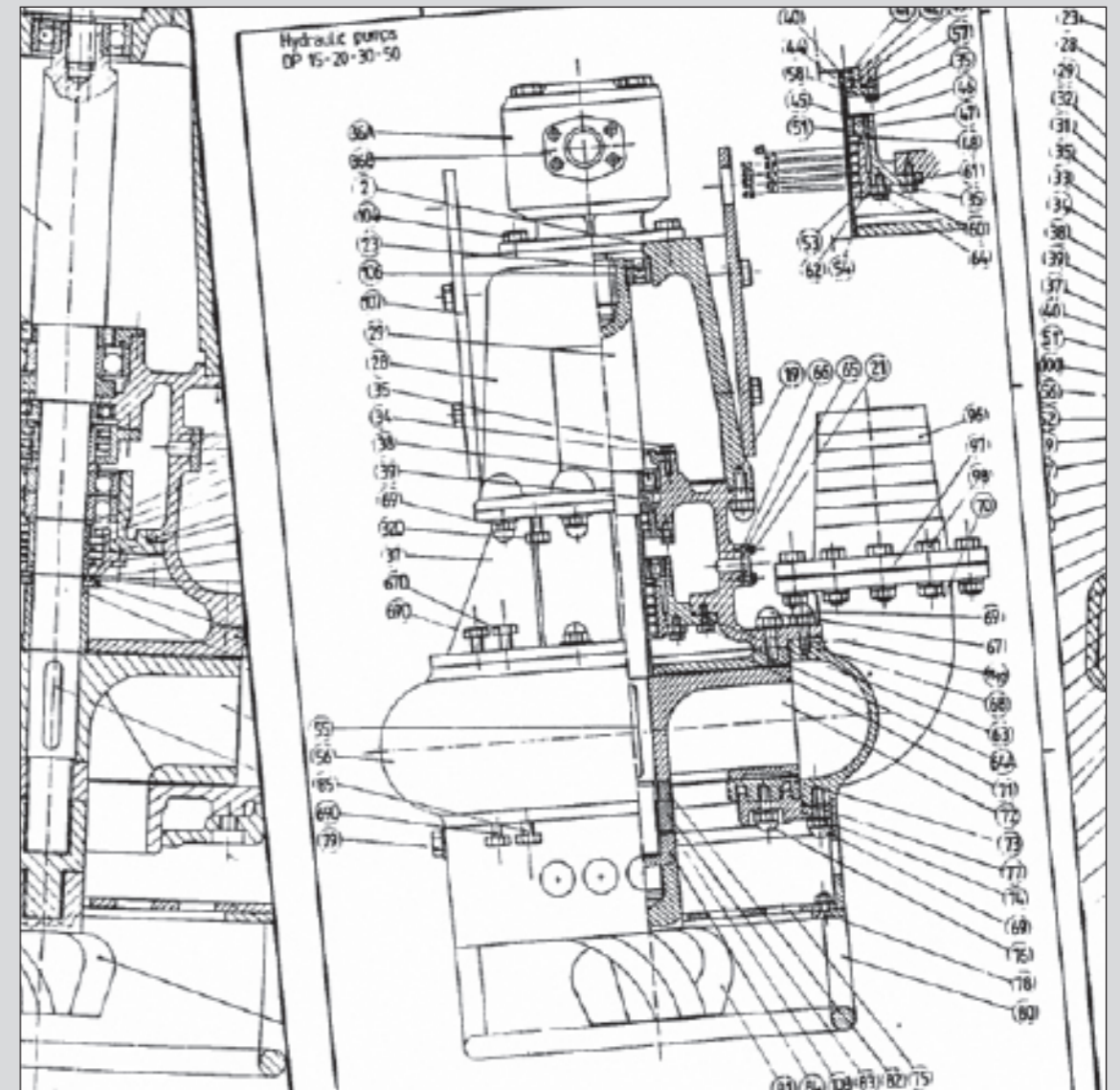
- slurries with solid content of up to 70% by weight
- particle sizes up to 120 mm
- liquid temperatures up to 60°C
- pH levels between 4 and 14

Special versions are available for liquid temperatures up to 80°C. Maximal standard operating depth is 30 m and 120 m in special versions.

• HYDRAULIC GENERATORS:


We recommend to use Toyo hydraulic generators as powerpack.

Model	Power
HPP-DPH25	26 Kw
HPP-DPH35	43 Kw
HPP-DPH50	65 Kw
HPP-DPH65	75 Kw
HPP-DPH80	75 Kw
HPP-DPH175	184 Kw
HPP-DPH300	239 Kw



TOYO PUMPS EUROPE

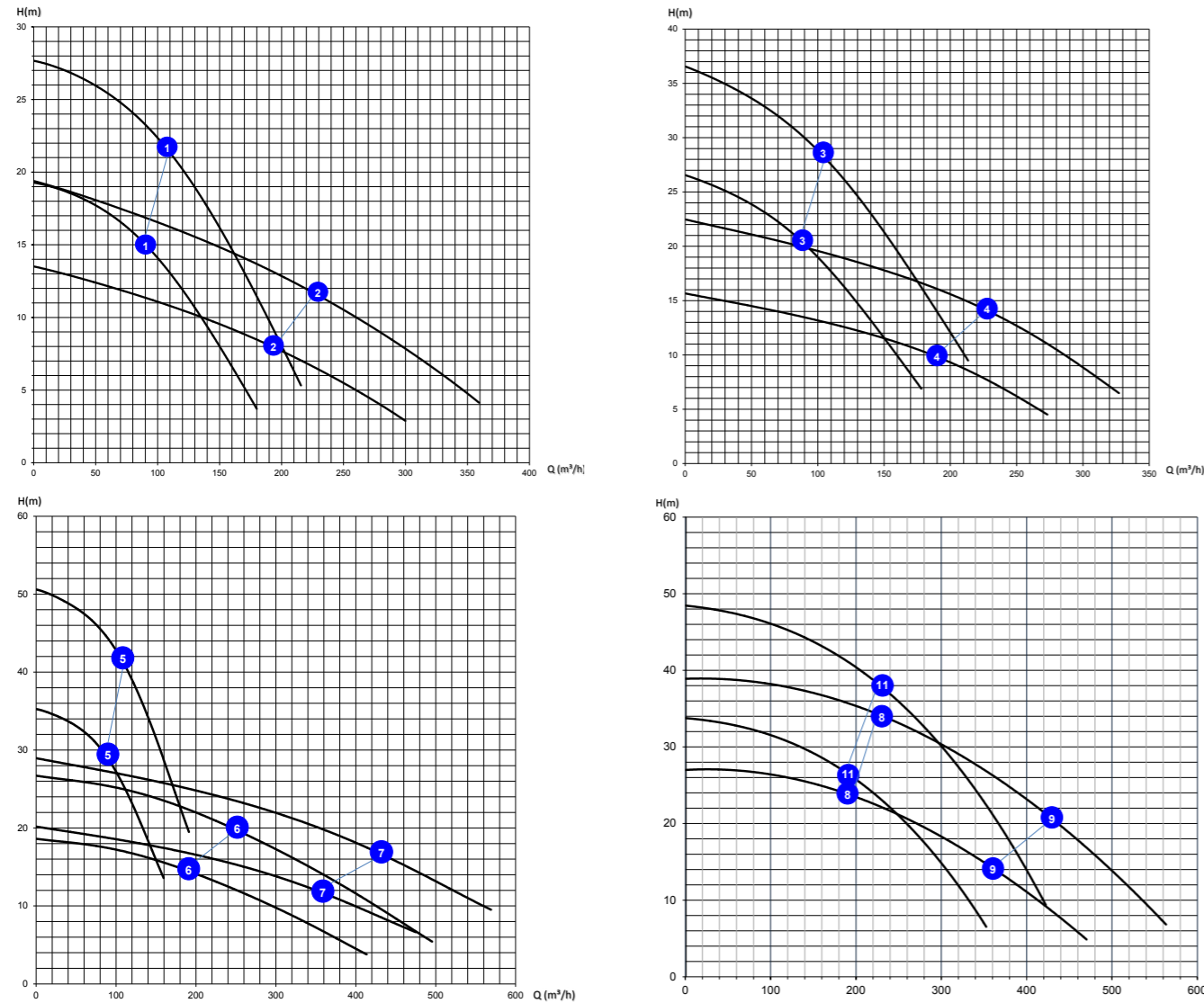
Parc Industriel Sud - Zone II
 Rue de l'Industrie 41 - BE - 1400 Nivelles - Belgium
 Tel. : +32(0)67 64 55 35/37 - Fax : +32(0)67 64 55 31
 E-mail : sales@toyopumpseurope.com
 Website : www.toyopumpseurope.com



Heavy slurry pumps

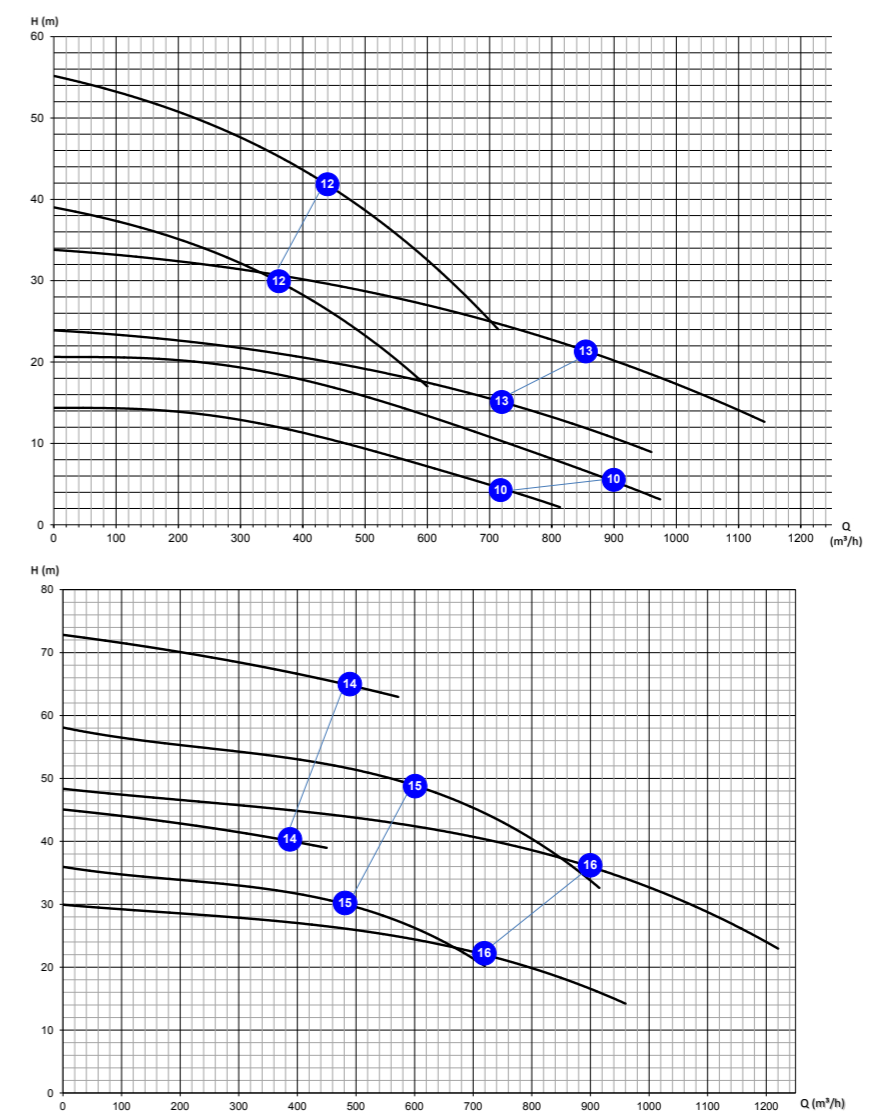
**TECHNICAL SPECIFICATIONS
 DPH PUMPS**

Performance curves



Nr	Type	Outlet		Capacity (m³/h)		Manom. head (m)		Particle size (mm)	Power (kW)		Revolution (1/min)		Flow motor (l/min)		Motor press. (bar)		Weight (kg)
		(inch)	(mm)	min	max	min	max		min	max	min	max	min	max	min	max	
1	DPH 25	4	100	90	120	15	21	35	11	18.5	960	1150	39	45	180	250	360
2	DPH 25B	6	150	190	228	8	11	60	11	18.5	960	1150	39	45	180	250	380
3	DPH 35	4	100	90	108	20	28	35	16	25.5	960	1150	58	67	180	250	385
4	DPH 35B	6	150	190	264	10	14	60	16	25.5	960	1150	58	67	180	250	405
5	DPH 50	4	100	90	108	30	42	35	26	38	960	1150	78	90	180	250	590
6	DPH 50B	6	150	190	252	15	21	60	26	38	960	1150	78	90	180	250	570
7	DPH 65B	8	200	360	432	12	17	40	32	47	960	1150	110	127	210	250	580
8	DPH 80	6	150	190	228	25	35	60	40	59	960	1150	110	127	210	250	660
9	DPH 80B	8	200	360	432	15	21	60	40	59	960	1150	110	127	210	250	680
10	DPH 80BL	10	250	720	864	5	7	100	40	59	960	1150	110	127	210	250	930
11	DPH 80H	6	150	190	223	28	38	40	40	59	960	1150	110	127	210	250	950
12	DPH 175B	8	200	360	428	30	42	60	86	129	740	880	275	320	210	300	1800
13	DPH 175BL	10	250	720	856	15	21	100	86	129	740	880	275	320	210	300	2200
14	DPH 300	8	200	390	487	40	62	120	124	220	590	750	308	386	177	300	2900
15	DPH 300L	8	200	480	600	30	46	120	124	220	590	750	308	386	177	300	2900
16	DPH 300B	10	250	720	900	22	34	120	124	220	590	750	308	386	177	300	2940

Performance curves



DIMENSIONS (mm)		A	B	C	D	E	F	G	H	I	J
1	DPH 25	1087	500	350	260	280	197	300	445	500	750
2	DPH 25B	1087	560	330	280	280	197	300	445	560	841
3	DPH 35	1104	495	345	265	280	214	300	515	495	825
4	DPH 35B	1104	560	330	280	280	214	300	445	560	841
5	DPH 50	1165	515	365	280	280	240	360	635	515	910
6	DPH 50B	1165	580	350	295	280	240	360	510	580	955
7	DPH 65B	1189	580	350	295	280	264	360	510	600	1010
8	DPH 80	1274	635	405	325	280	264	360	560	635	1020
9	DPH 80B	1274	635	405	325	280	264	360	560	655	1065
10	DPH 80BL	1349	760	462.5	342.5	280	264	360	560	762.5	1350
11	DPH 80H	1279	650	420	315	280	264	360	660	650	1094
12	DPH 175B	1810	695	445	415	600	350	520	760	695	1570
13	DPH 175BL	1993	840	540.5	502.5	600	350	520	820	840.5	1645
14	DPH 300	2270	940	640	634	600	396	520	1010	940	1610
15	DPH 300L	2330	970	640	634	600	396	520	1010	940	1610
16	DPH 300B	2330	970	670	664	600	396	520	1010	970	1695

